

Scaled data based on original data using  
LM-79-08 Approved Method: Electrical and Photometric Measurements of Solid-  
State Lighting Products

Test Report Prepared for  
Cooper Lighting Solutions  
(formerly Eaton)

Brand: McGRAW-EDISON

Report Number: P386066

Luminaire Tested: **GWC-SA1C-830-U-T4FT-HSS**

Issue Date: 3/3/2020

**Test Information**

Test Method: LM-79-08  
Report Number: P386066  
TEST IS SCALED FROM IESNA LM-79-08 TEST DATA (G2-1903-205-17)  
Test Lab: INNOVATION CENTER  
Issue Date: 3/3/2020  
Manufacturer: COOPER LIGHTING SOLUTIONS (FORMERLY EATON)  
Product Line: MCGRAW-EDISON  
Catalog Number: GWC-SA1C-830-U-T4FT-HSS  
Description: GALLEON WALL LUMINAIRE  
(1) 80 CRI, 3000K, 1050mA LIGHTSQUARE WITH 16 LEDS AND TYPE IV FORWARD  
THROW OPTICS WITH HOUSE SIDE SHIELD  
Light Source: -  
Ballast/Driver: ELECTRONIC DRIVER

**Summary**

Lumens per Lamp: N/A  
Luminaire Lumens: 4262 lumens  
Efficiency: N/A  
Efficacy: 73.5 lumens/watt  
Luminous Opening: Rectangular (W 0.5' x L: 0.5' x H: 0')  
IES Classification: Type IV - Short  
BUG Rating: B1 - U0 - G2

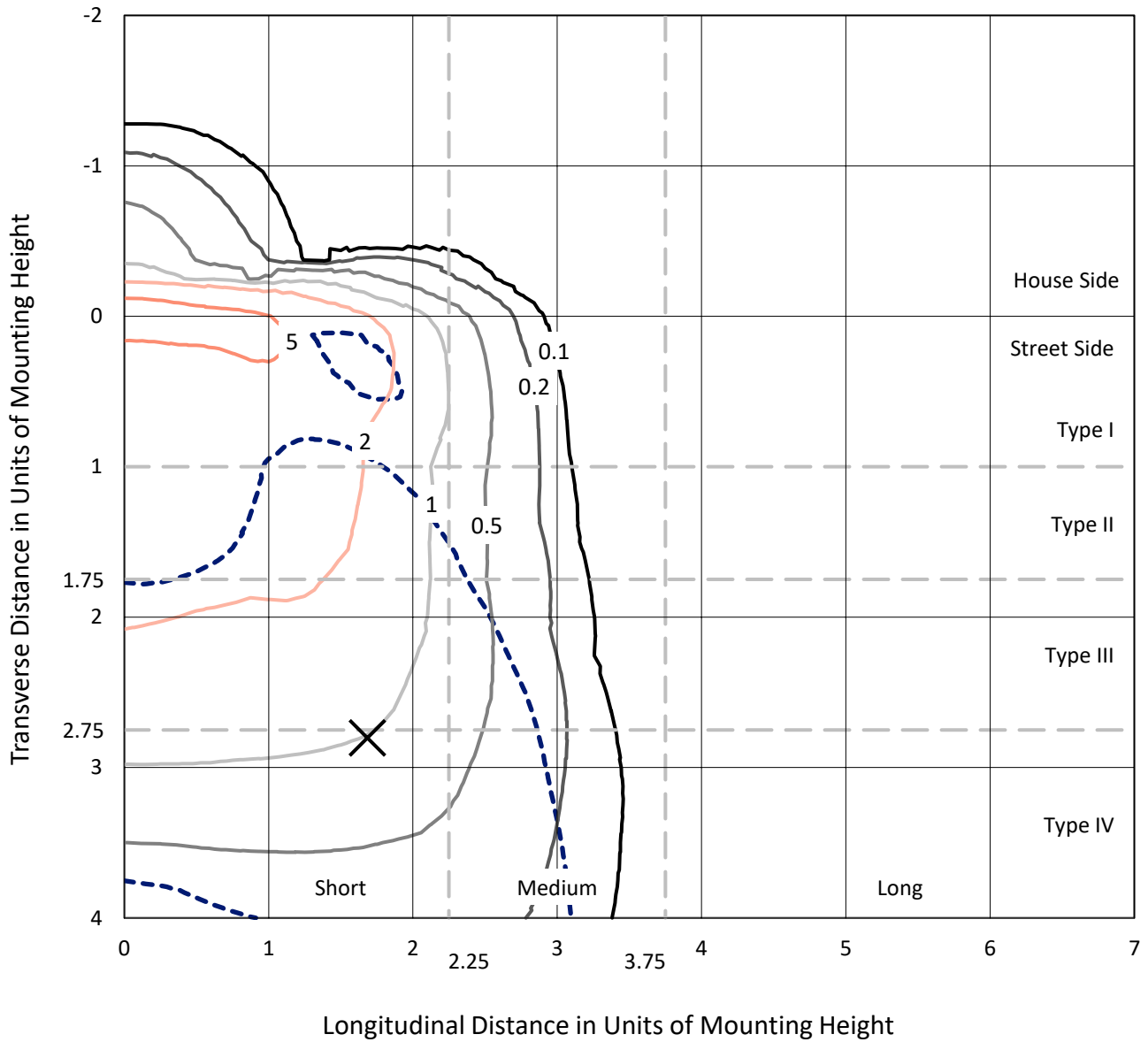
Input Watts (W): 58  
Input Voltage (V): NR  
Input Current (Ain): NR  
Voltage Rise (V): NR  
Power Factor: NR  
Total Harmonic Distortion (THDi): NR  
Frequency (hertz): 60  
Stabilization Time: NR  
Operation Time: NR  
Ambient Temperature (°C): NR  
Test Distance: 24 FT



REPORT NUMBER: P386066  
 CATALOG NUMBER: GWC-SA1C-830-U-T4FT-HSS

### Iso-Footcandle Lines of Horizontal Illumination

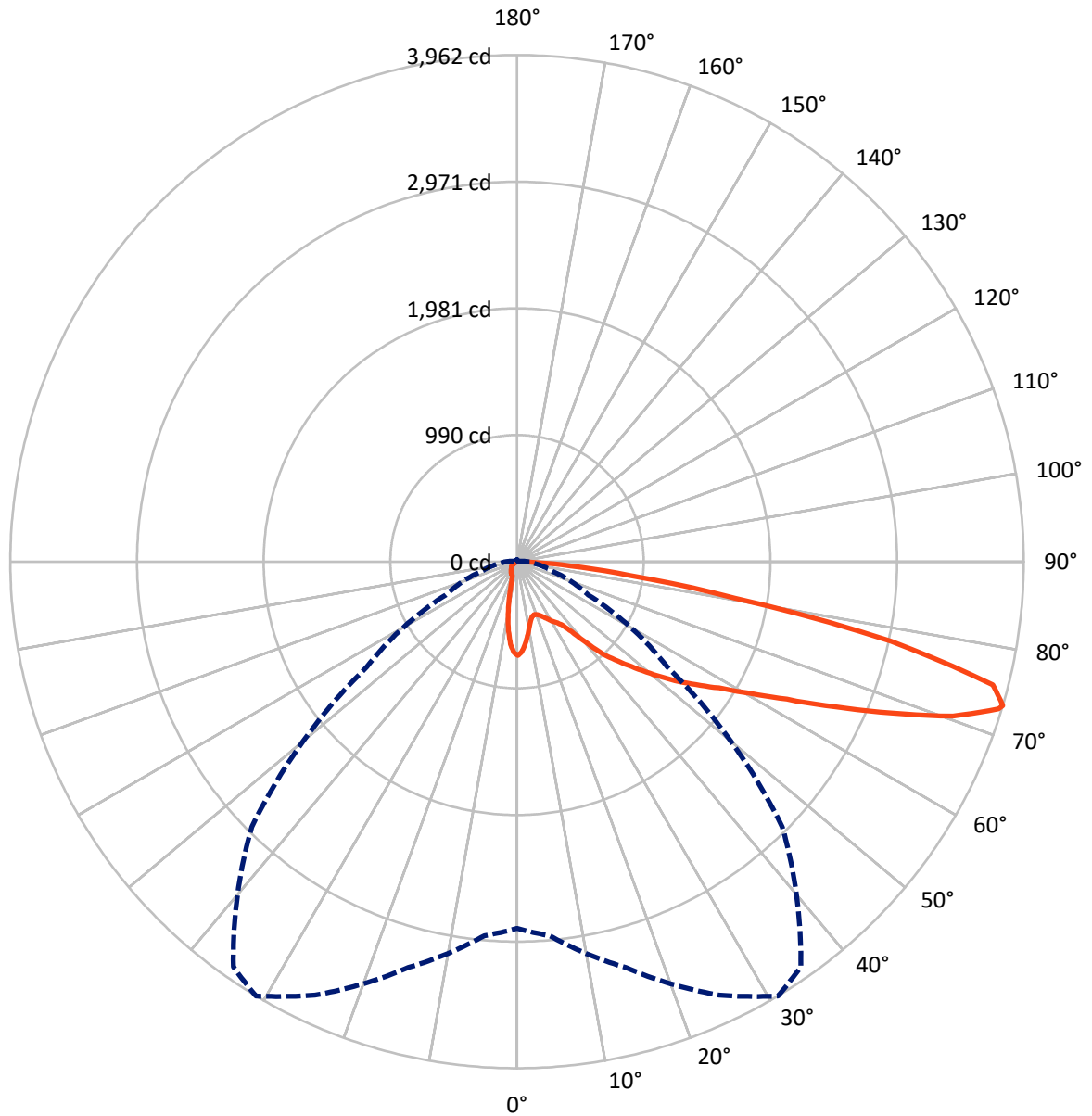
✕ Max cd  
 - - - 1/2 Max cd



Based on 10 foot mounting height. Maximum calculated value = 7.3 fc  
 Type IV - Short - N/A

REPORT NUMBER: P386066  
CATALOG NUMBER: GWC-SA1C-830-U-T4FT-HSS

### Luminous Intensity Polar Plot



— Vertical Plane Through 31-Deg Lateral    - - - Horizontal Cone Through 73-Deg Vertical

REPORT NUMBER: P386066

CATALOG NUMBER: GWC-SA1C-830-U-T4FT-HSS

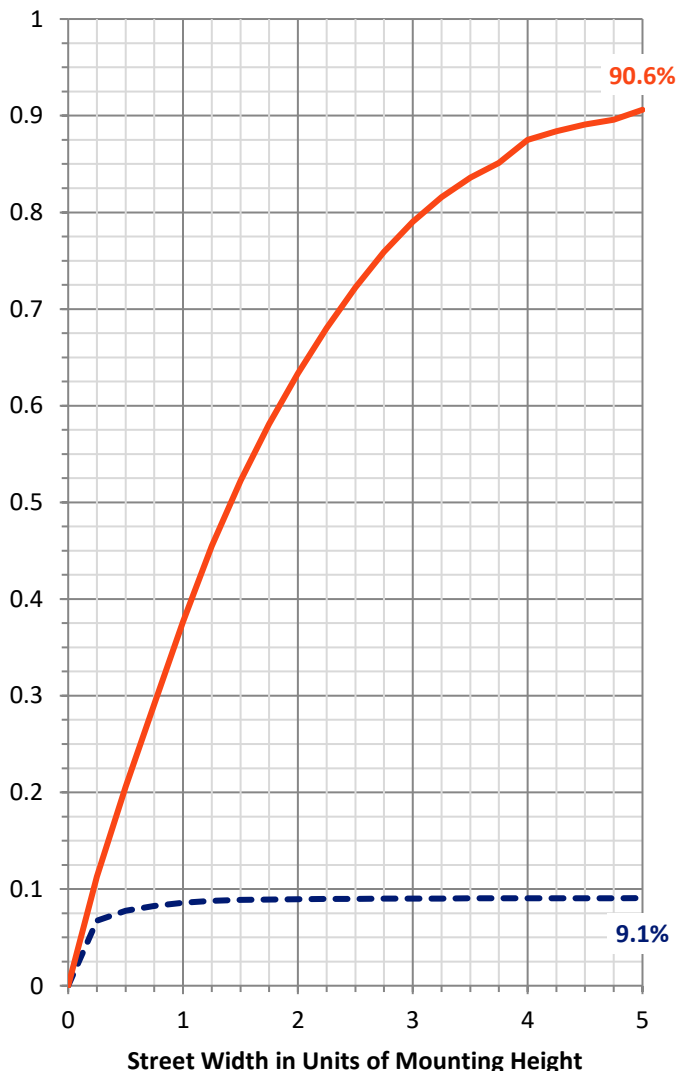
**FLUX DISTRIBUTION:**

		Downward	Upward	Total
<b>House Side</b>	Lumens	388.5	0.0	388.5
	% Fixture	9.1	0.0	9.1
<b>Street Side</b>	Lumens	3873.5	0.0	3873.5
	% Fixture	90.9	0.0	90.9
<b>Total</b>	Lumens	4262.0	0.0	4262.0
	% Fixture	100.0	0.0	100.0

**ZONAL LUMENS:**

Zone	Lumens	% Fixture
0°-10°	60.8	1.4
10°-20°	132.0	3.1
20°-30°	197.8	4.6
30°-40°	314.7	7.4
40°-50°	562.0	13.2
50°-60°	872.0	20.5
60°-70°	1159.2	27.2
70°-80°	871.9	20.5
80°-90°	91.6	2.1
90°-100°	0.0	0.0
100°-110°	0.0	0.0
110°-120°	0.0	0.0
120°-130°	0.0	0.0
130°-140°	0.0	0.0
140°-150°	0.0	0.0
150°-160°	0.0	0.0
160°-170°	0.0	0.0
170°-180°	0.0	0.0
0°-90°	4262.0	100.0
0°-180°	4262.0	100.0

**Coefficient of Utilization**



REPORT NUMBER: P386066

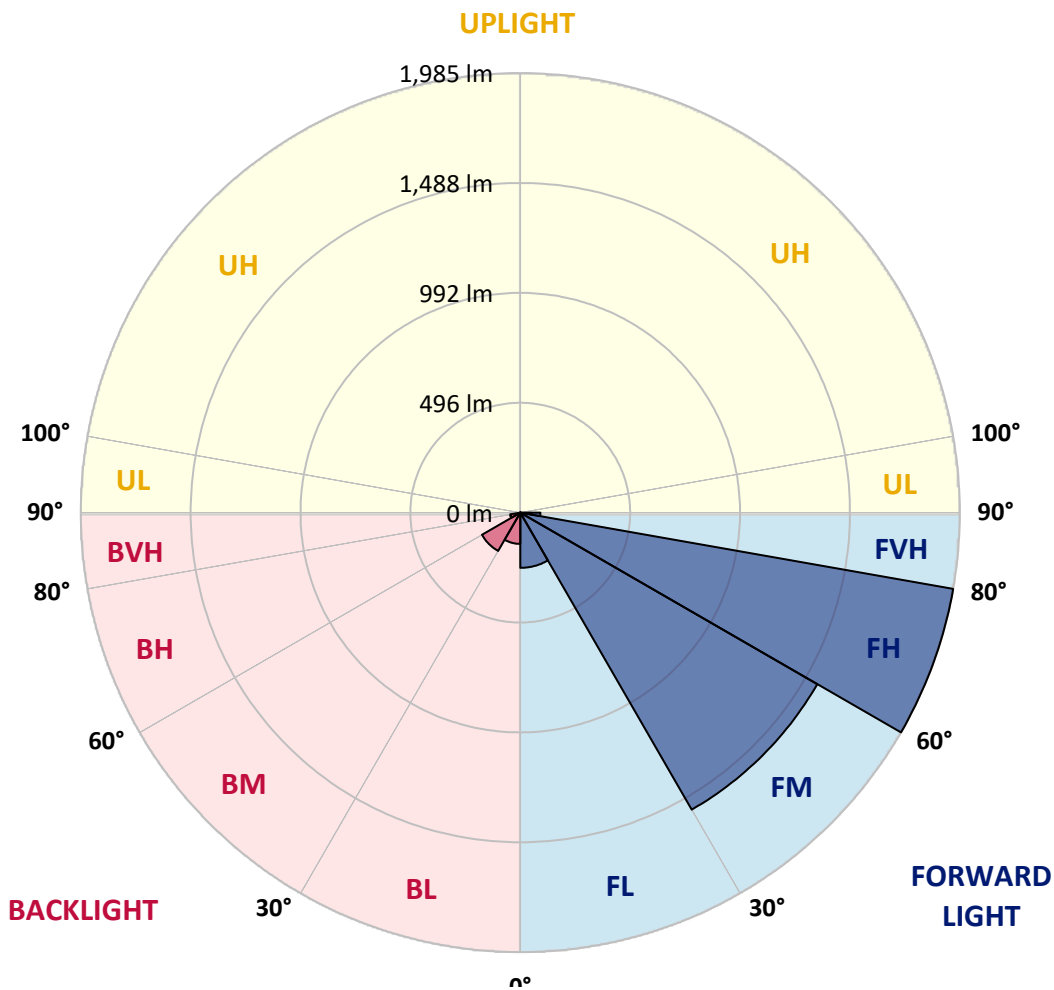
CATALOG NUMBER: GWC-SA1C-830-U-T4FT-HSS

**LUMINAIRE CLASSIFICATION SYSTEM LUMEN TABLE AND BUG RATING:**

Zone	Lumens	% Fixture	Zone Rating/Lumen Limit		
			B	U	G
FL (0°-30°)	249.3	5.9			
FM (30°-60°)	1548.7	36.3			
FH (60°-80°)	1984.7	46.6			G2/5000
FVH (80°-90°)	90.9	2.1			G1/100
BL (0°-30°)	141.3	3.3	B1/500		
BM (30°-60°)	200.0	4.7	B0/220		
BH (60°-80°)	46.5	1.1	B0/110		G0/110
BVH (80°-90°)	0.8	0.0			G0/10
UL (90°-100°)	0.0	0.0		U0/0	
UH (100°-180°)	0.0	0.0		U0/0	

**BUG Rating: B1-U0-G2**

Type IV Short





REPORT NUMBER: P386066

CATALOG NUMBER: GWC-SA1C-830-U-T4FT-HSS

**CANDELA DISTRIBUTION (FULL):**

	0°	5°	15°	25°	31°	35°	45°	55°	65°	75°	85°
0°	733.3	733.3	733.3	733.3	733.3	733.3	733.3	733.3	733.3	733.3	733.3
2.5°	694.9	697.8	701.0	701.6	706.8	707.0	714.5	720.1	725.8	731.2	733.1
5°	623.6	628.4	634.0	639.6	650.7	655.1	673.4	692.2	710.1	727.2	735.6
7.5°	547.5	552.9	560.8	574.8	587.1	595.6	624.6	658.0	691.4	722.9	741.0
10°	478.0	483.0	491.4	506.2	525.1	536.8	575.8	622.1	671.1	718.9	749.1
12.5°	433.8	436.5	441.1	456.9	474.0	487.2	533.1	590.4	654.5	718.7	762.3
15°	425.7	426.5	422.7	429.8	443.2	455.9	502.4	564.8	641.7	722.0	779.4
17.5°	438.6	438.2	425.7	424.8	435.5	445.9	487.4	547.0	632.8	729.7	801.5
20°	458.2	456.7	435.0	431.1	442.3	452.2	486.4	540.4	629.4	742.7	828.4
22.5°	484.3	481.8	447.8	443.6	455.7	465.9	499.3	546.8	632.3	760.0	859.7
25°	516.6	512.8	469.7	465.1	477.4	487.6	522.4	565.4	641.1	781.0	899.3
27.5°	553.1	547.7	504.7	492.8	506.8	517.4	553.3	593.8	654.9	803.4	947.9
30°	587.5	580.4	541.6	522.0	539.1	551.0	586.7	627.5	677.0	837.8	1014.4
32.5°	622.1	614.2	574.6	551.2	566.6	579.6	621.1	674.1	718.5	890.3	1102.8
35°	701.8	693.5	644.9	606.3	606.1	613.4	669.3	737.7	773.3	963.5	1208.4
37.5°	835.9	831.1	784.8	711.6	692.0	683.9	735.0	813.6	852.2	1064.3	1327.5
40°	982.7	978.5	926.6	860.3	830.5	810.5	829.2	919.3	963.5	1187.3	1449.1
42.5°	1148.5	1128.7	1036.1	1016.3	989.6	974.4	957.5	1049.7	1100.3	1321.2	1569.6
45°	1299.1	1265.7	1145.6	1115.6	1109.5	1113.3	1122.7	1224.9	1254.3	1480.3	1689.7
47.5°	1388.8	1362.5	1270.3	1241.5	1239.9	1264.7	1335.6	1422.8	1407.6	1619.0	1795.5
50°	1474.1	1450.3	1373.8	1380.9	1388.6	1422.4	1577.3	1626.3	1547.5	1744.8	1892.4
52.5°	1543.1	1506.8	1466.8	1506.6	1544.6	1599.0	1826.7	1809.0	1646.8	1844.9	1975.5
55°	1582.9	1566.5	1585.9	1625.9	1697.2	1785.7	2062.2	1961.1	1719.3	1936.2	2030.7
57.5°	1728.9	1696.6	1735.2	1769.8	1862.8	1986.5	2263.9	2074.3	1771.7	1992.8	2043.4
60°	1905.6	1879.5	1902.2	1959.8	2085.4	2230.7	2452.4	2166.7	1799.0	2029.0	2010.5
62.5°	2186.7	2152.3	2138.1	2202.6	2369.0	2527.7	2595.5	2230.7	1793.0	2013.0	1897.5
65°	2563.4	2527.7	2464.3	2522.7	2734.4	2846.4	2755.5	2244.3	1751.3	1883.1	1611.7
67.5°	2949.2	2923.3	2869.1	2967.6	3158.6	3194.7	2924.6	2211.3	1616.9	1526.8	1138.7
70°	3204.1	3193.0	3228.3	3446.0	3616.4	3605.9	3079.8	2034.3	1260.3	938.9	563.3
72.5°	3020.3	3073.3	3333.6	3728.4	3936.5	3851.4	3000.1	1562.1	720.4	361.2	162.9
73°	2868.1	2935.9	3286.2	3739.0	3961.7	3868.5	2933.1	1433.8	614.0	285.1	123.5
75°	1995.3	2078.5	2720.6	3482.3	3843.7	3685.8	2444.9	877.6	284.5	126.4	49.8
77.5°	968.7	1030.3	1498.1	2516.0	2989.2	2879.8	1522.0	327.0	128.5	79.0	22.9
80°	361.6	402.1	650.3	1280.5	1727.5	1772.7	669.5	123.7	85.5	63.6	11.7
82.5°	94.7	105.5	239.8	571.0	885.3	926.6	211.1	62.4	62.6	52.3	7.1
85°	30.2	34.6	74.9	256.3	417.1	366.2	55.1	30.2	45.5	39.0	4.0
87.5°	3.8	4.8	23.8	60.3	92.0	51.1	8.6	9.0	19.4	21.7	2.3
90°	0.0	0.0	0.0	0.0	0.0	0.0	0.0	0.0	0.0	0.0	0.0



REPORT NUMBER: P386066

CATALOG NUMBER: GWC-SA1C-830-U-T4FT-HSS

**CANDELA DISTRIBUTION (continued):**

	90°	95°	105°	115°	125°	135°	145°	155°	165°	175°	180°
0°	733.3	733.3	733.3	733.3	733.3	733.3	733.3	733.3	733.3	733.3	733.3
2.5°	735.0	733.9	734.1	728.7	725.2	718.1	710.8	707.4	703.9	702.4	703.9
5°	738.7	736.8	731.4	714.7	697.0	674.1	652.6	636.3	615.9	610.2	616.1
7.5°	744.5	740.8	724.9	690.9	651.5	607.7	558.5	522.6	493.2	474.3	481.1
10°	753.1	746.0	714.1	656.3	585.8	508.3	438.4	384.0	345.4	329.5	328.9
12.5°	767.5	754.1	700.8	611.3	505.5	402.1	310.5	251.5	220.2	200.0	199.6
15°	783.3	763.7	683.9	557.3	412.1	288.0	200.0	155.2	134.9	128.5	127.6
17.5°	802.7	774.8	662.0	490.7	314.3	190.8	130.6	117.6	116.8	116.2	116.2
20°	827.1	787.9	633.8	414.6	222.9	127.4	111.0	111.8	112.2	111.4	111.6
22.5°	855.5	801.3	600.2	332.9	150.8	106.6	106.2	107.2	107.6	107.2	107.4
25°	888.5	816.7	559.3	247.1	108.9	101.2	102.2	103.7	104.7	104.7	104.7
27.5°	929.3	835.5	510.1	172.5	94.1	95.5	98.4	101.2	102.6	103.0	103.0
30°	982.5	858.8	451.1	118.3	85.5	88.0	93.4	98.6	101.4	101.8	102.0
32.5°	1049.7	885.1	382.7	87.4	78.2	80.1	85.9	94.7	99.9	100.7	100.7
35°	1126.6	915.6	309.1	76.1	73.0	73.6	78.2	88.2	97.4	99.7	99.9
37.5°	1210.9	945.6	235.0	71.1	68.6	68.6	72.0	80.5	91.3	98.4	99.3
40°	1289.5	963.7	164.8	67.2	64.7	64.7	67.6	73.8	84.0	94.7	97.0
42.5°	1362.1	970.0	114.7	63.4	60.9	61.5	64.0	69.0	76.7	87.4	89.5
45°	1436.7	969.0	83.6	59.0	57.1	59.0	60.9	64.7	70.3	76.3	76.7
47.5°	1493.1	960.2	66.3	54.9	53.6	56.1	57.8	60.3	63.4	63.0	63.0
50°	1545.8	938.9	53.4	49.2	50.1	53.0	53.8	54.6	54.9	50.9	50.5
52.5°	1585.9	905.8	42.8	43.2	46.5	49.4	48.6	47.3	45.3	40.5	39.6
55°	1599.2	841.9	33.6	35.7	41.3	45.0	41.9	39.2	35.2	31.3	30.4
57.5°	1575.0	759.6	27.3	27.7	34.8	38.0	34.4	31.3	26.9	23.6	22.9
60°	1523.7	668.0	22.5	20.9	26.9	29.6	27.3	24.2	20.2	17.7	17.5
62.5°	1421.9	570.4	18.6	16.3	20.4	22.7	21.3	19.0	15.6	14.0	13.8
65°	1208.0	456.3	15.0	13.1	15.9	17.7	16.5	14.8	12.3	11.1	10.8
67.5°	843.2	308.5	12.3	10.8	12.5	14.0	12.9	12.1	9.8	9.6	9.8
70°	406.7	148.7	10.2	8.8	9.8	10.8	10.4	9.8	9.4	10.8	12.5
72.5°	116.6	49.8	8.1	7.3	7.9	8.6	9.0	8.8	10.2	13.1	15.2
73°	89.7	40.3	7.7	6.9	7.5	8.3	8.8	8.6	10.4	13.3	15.2
75°	38.4	19.4	5.8	5.6	6.3	7.3	7.7	7.7	10.4	13.6	14.6
77.5°	17.3	10.4	3.8	4.4	5.4	5.8	6.5	6.5	8.3	10.4	10.4
80°	9.8	5.6	2.9	3.3	4.0	4.0	4.0	3.5	3.8	4.2	4.6
82.5°	6.3	3.8	2.3	2.7	2.5	2.1	1.7	1.7	1.5	1.7	2.1
85°	3.5	2.1	2.1	1.7	1.0	0.8	1.0	0.8	0.2	0.0	0.2
87.5°	2.1	1.3	0.6	0.0	0.0	0.0	0.0	0.0	0.0	0.0	0.0
90°	0.0	0.0	0.0	0.0	0.0	0.0	0.0	0.0	0.0	0.0	0.0



Signify Classified - Internal  
Cooper Lighting Solutions Photometric Lab  
1121 Highway 74 South  
Peachtree City, GA 30269

Scaled Data Report



Report Generated By 670245982

Signify Classified - Internal  
Cooper Lighting Solutions Photometric Lab  
1121 Highway 74 South  
Peachtree City, GA 30269

Scaled Data Report



Signify Classified - Internal  
Cooper Lighting Solutions Photometric Lab  
1121 Highway 74 South  
Peachtree City, GA 30269

Scaled Data Report



Signify Classified - Internal  
Cooper Lighting Solutions Photometric Lab  
1121 Highway 74 South  
Peachtree City, GA 30269

Scaled Data Report



Signify Classified - Internal  
Cooper Lighting Solutions Photometric Lab  
1121 Highway 74 South  
Peachtree City, GA 30269

Scaled Data Report



--- HS — SS

Signify Classified - Internal  
Cooper Lighting Solutions Photometric Lab  
1121 Highway 74 South  
Peachtree City, GA 30269

Scaled Data Report



u

Signify Classified - Internal  
Cooper Lighting Solutions Photometric Lab  
1121 Highway 74 South  
Peachtree City, GA 30269

Scaled Data Report



Signify Classified - Internal  
Cooper Lighting Solutions Photometric Lab  
1121 Highway 74 South  
Peachtree City, GA 30269

Scaled Data Report



(END OF REPORT)